

Getting a Driver's License in Louisiana

Before Getting Started!

The regulations in this guide are taken from Louisiana Office of Motor Vehicles (OMV) materials, and they may change at any time. For official state regulations, please consult www.expresslane.org.

Starting May 7, 2025, anyone 18 or older must have a REAL ID or other TSA-approved ID to fly domestically or enter certain federal facilities.

REAL IDs have a marking at the top of the card. If your license or ID doesn't have this, it won't be accepted for travel. A valid passport can still be used. For Louisiana details, visit the [OMV website](#).

Am I eligible to get a driver's license?

You must have at least 180 days left on your immigration document. You must also have one of the following:

- Certificate of completion of an approved driver's education course OR a valid, unexpired driver's license from another US state or territory, or from Germany, South Korea, Switzerland, or Taiwan (the OMV has reciprocal agreements with these countries only). If you have any of these, you may go directly to the OMV and apply for a Louisiana driver's license. If not, you must take a driver's education course.
- **New Students:** Your SEVIS record must be active before you can obtain a driver's license, state ID or Social Security letter. Before you go to the OMV, wait at least 10 days after your arrival to campus

Where can I take a driver's education course?

- You will need to attend a driving school and take a 14-hour pre-licensing course. Before taking the course, you will have to go to the OMV and get a [Temporary Instructional Permit](#). The course is 6 hours of class time and 8 hours of driving time, and the driving time is usually broken up into four 2-hour sessions.
- The school will provide the vehicle for the driving time, and some schools will pick you up at home. The average price for the course is about \$400, and many schools can also provide the driving skills test for an additional \$40.
- One of the driving schools in town is listed below, but you may find others online. The GCC does not endorse any driving school, so make sure you ask questions before paying any fees. For example, ask if they are familiar with license requirements for internationals, and ask how long it will take to complete the entire course.

Stop & Go Driving Academy

7568 Bluebonnet Blvd, Baton Rouge, LA
(225)-927-8120

Getting a Driver's License in Louisiana

Step 1: Getting a temporary instructional permit

- Before taking driving lessons, you will have to go to the OMV and get a **Temporary Instructional Permit**.
- You will need:
 - Up to date I-20 or DS-2019 and I-94 with at least 180 days left in your program
 - Proof of residence (this can be a leasing document, bank statement, bill, etc.)
 - Passport
 - Social Security Card
 - If you do not have a SSN, you will need to request a letter of ineligibility from the Social Security Administration.

Step 2: Driving lessons

- Browse the web for a driving school in Baton Rouge that meets your needs. Some offer free pickup and drop off to their classes.
- The cost for a driving school can range from \$450-\$750.
- Louisiana State Law requires that you take 8 hours of behind-the-wheel training and a 4-6 hour class on US driving laws.

Step 3: Gather your documents

- Passport
- I-94 (Print from DHS [website](#))
- Immigration documents: I-20, DS-2019. F-1 students on OPT must present a valid EAD card. Dependents must present their own immigration documents and their primary visa holder's documents.
- Social Security Number
 - If you do not have SSN, get ineligibility letter from SSA Office.
- Proof of Residence: housing or rental lease, local utility bill in your name or your school fee bill.
 - REAL ID applications require two (2) separate, original documents each with your name and address as proof of residence.
- Certificate of completion of an approved driver's education course
- Proof of car insurance, if you are taking the driving test at the OMV with your own vehicle

Getting a Driver's License in Louisiana

Step 4: Taking the Exams

- You can schedule an appointment, which is the recommended process, or you can visit the OMV during their business hours. Wait times can take many hours, be patient and go prepared
- You will need to pass a written exam with a score of at least 80%.
- After passing the written exam, you will take a behind-the-wheel driving test.
 - If you are taking the driving skills test at the OMV you will need to provide a vehicle. The vehicle may be yours or a friend's, but it must have a current safety inspection sticker (brake tag), current license plate validation sticker, a current certificate of registration, and proof of liability insurance for the vehicle.
- Once you pass, you will be given a sealed envelope, which you must bring back to the OMV. **Do not open this envelope yourself.**

Step 5: Getting your license

- Submit your sealed driving test results to the OMV.
- Return your temporary instructional permit and pay a fee of \$32.25 for your driver's license.

REMEMBER!

- If you need additional guidance, feel free to visit the GCC – we're happy to walk you through the process. You can also email us at icc@lsu.edu with any questions!
- You can print all your documents for FREE at the GCC Computer Lab.

CONTACT US

3365 DALRYMPLE DRIVE
BATON ROUGE, LA 70803
ICC@LSU.EDU

Getting a Driver's License in Louisiana

Letter of Ineligibility

What is a “letter of ineligibility”?

You will need either a SSN or a “letter of ineligibility” in order to get a driver's license within the United States. If you do not have a SSN, you will need to request a letter of ineligibility from the Social Security Administration.

A “letter of ineligibility” may also be called a “denial letter” or Form SSA L-676.

How can I get a “letter of ineligibility”?

- You will need to complete and submit the Social Security Administration's [online application](#).
- Under Apply for a Social Security number, click “get started.”
- Proceed with the application, as if you were applying for a SSN.
- Write down the “Online Control Number” that will appear after you submit your application.
- Then, you will schedule an in-person appointment at the Social Security office.

When it is time for your scheduled appointment, go to the Social Security Administration office located at 5455 Bankers Avenue, Baton Rouge, LA, 70808. In order to find more information about this office, such as office hours, please go to the [Social Security website](#) and input the zip code 70808.

You will need to bring the following documents to this appointment:

- Your passport
 - F or J visa stamp (in your passport)
- For I-94 printed from the official [I-94 Website](#)
- Form I-20 or DS-2019
 - Please note that J-1 students and scholars are automatically eligible for a Social Security Number and should not apply for a letter of ineligibility.
- Brief cover letter which includes your name, address, and telephone number. This cover letter should state that this is a request for a letter of ineligibility (Form SSA L-676) that is needed to apply for a Louisiana driver's license.

The Social Security Administration office will provide you with the SSN “letter of ineligibility” at the end of your visit. This letter can then be used in order to get a [Temporary Instructional Permit](#) and then to take the driver's license class. The “letter of ineligibility is valid for 60 days.

DIRECTIONS TO THE SOCIAL SECURITY ADMINISTRATION OFFICE

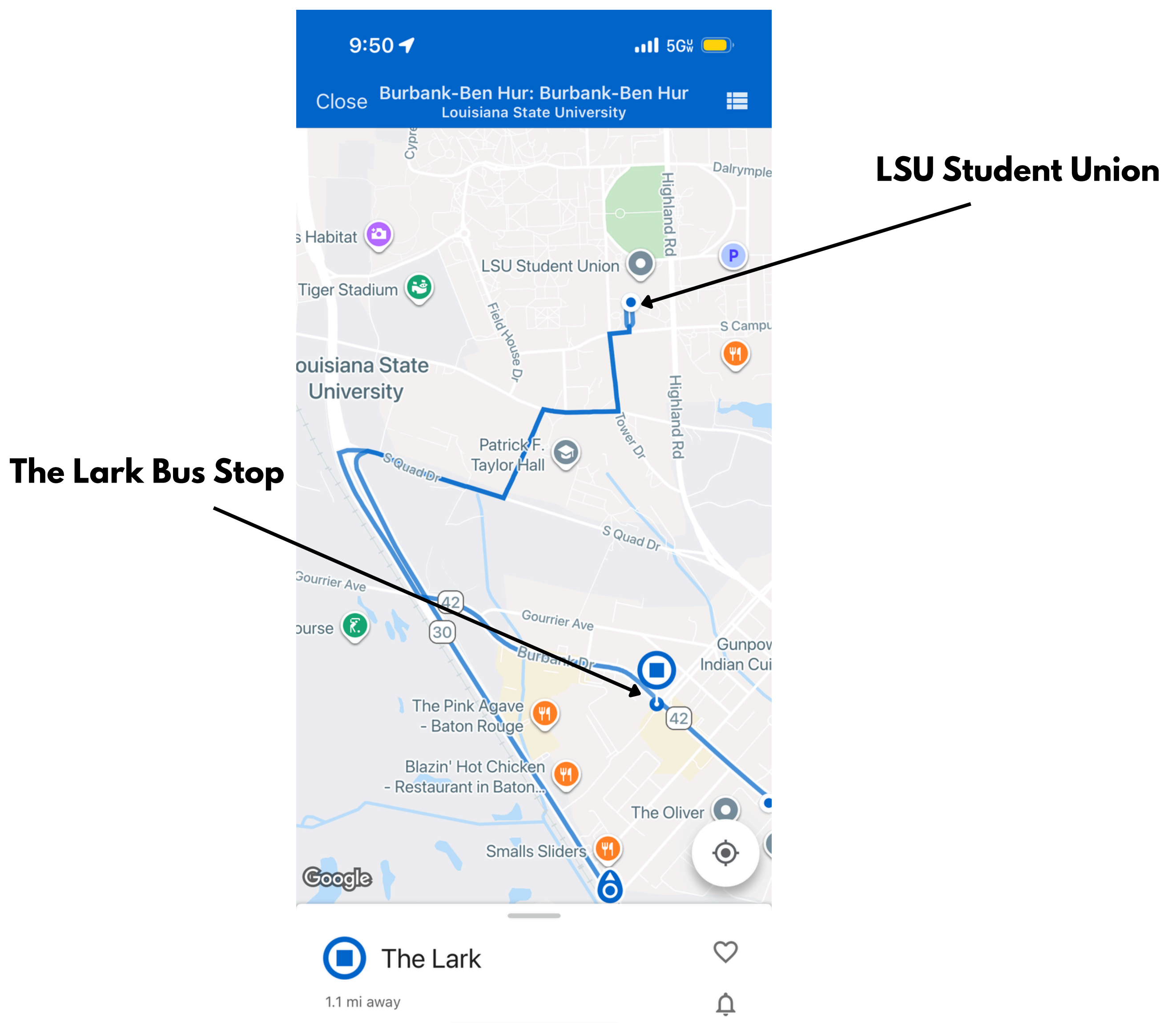
How to get to the SSA Office

Public transportation can be used to reach the Social Security Card office if needed. Below is an option and directions on how to reach the office.

***If you are planning to use the CATS bus system, please be sure to give yourself extra time before your appointment to account for the bus potentially arriving late.**

Step one: Tiger Trails Bus using the Transloc App

- From the **LSU Student Union**, you can take the **Burbank-Ben Hur** Tiger Trails bus in order to reach **The Lark stop** which is in front of The Lark (an apartment complex on Burbank Dr. and near the bus stop for the CATS bus that will take you to the office). Pay attention to your Transloc app to find your stop and pull the cord on the wall when you are ready to stop.



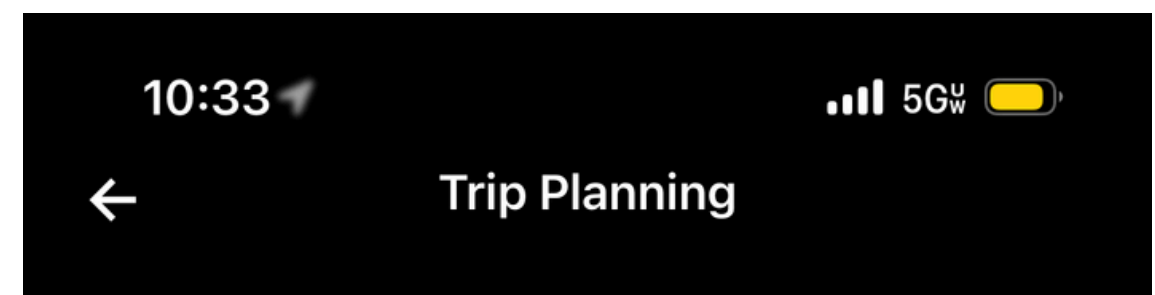
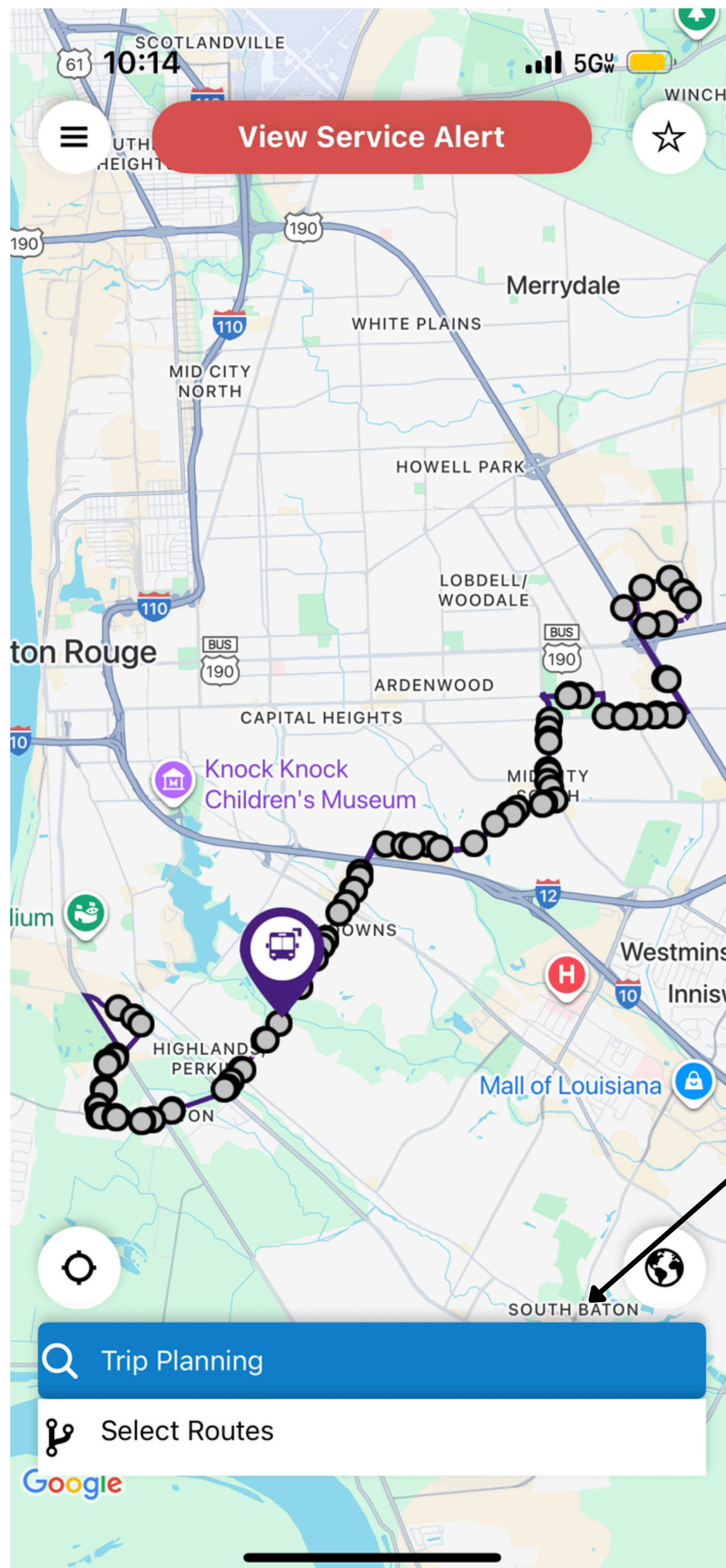
DIRECTIONS TO THE SOCIAL SECURITY ADMINISTRATION OFFICE

How to get to the SSA Office

Step Two: The CATS Bus

- The CATS system picks up from the corner of **Burbank and Parker Blvd. N** and the stop is called "Burbank Dr @ Parker Blvd- N."
- **Bus Number 18** will get you the closest to the office.

CATS System App View



From: Burbank Dr @ Parker Blvd - N, Baton...

To: 5455 Bankers Ave, Baton Rouge, LA 7...

Get Directions

Input your location (Burbank Dr @ Parker Blvd - N) and address of the SSA (5455 Bankers Ave) for directions

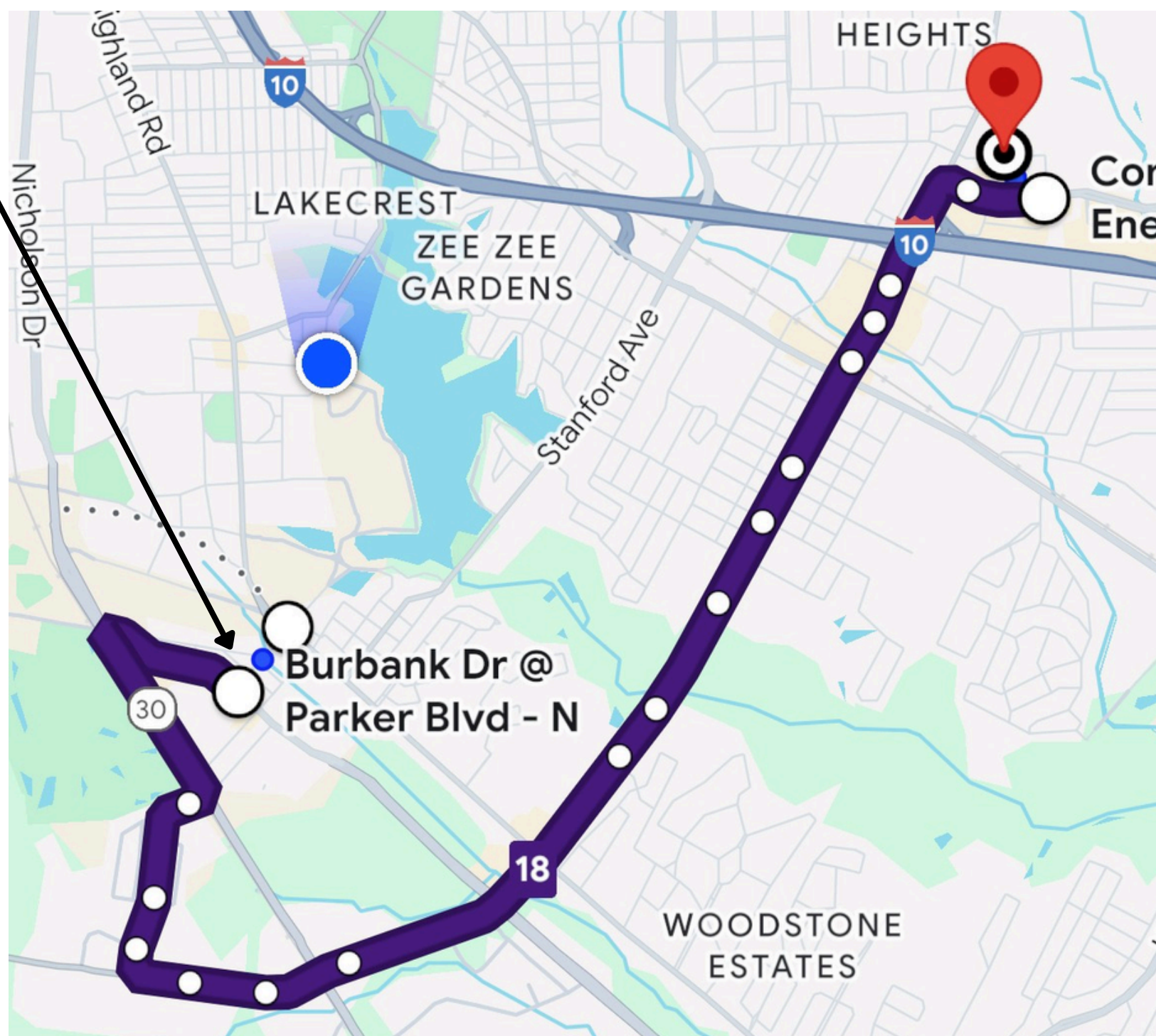
DIRECTIONS TO THE SOCIAL SECURITY ADMINISTRATION OFFICE

How to get to the SSA Office

Step Two: Continued

- The CATS app will take you to your maps and show you the route. It will look something like this.

From The Lark stop




DIRECTIONS TO THE SOCIAL SECURITY ADMINISTRATION OFFICE

How to get to the SSA Office

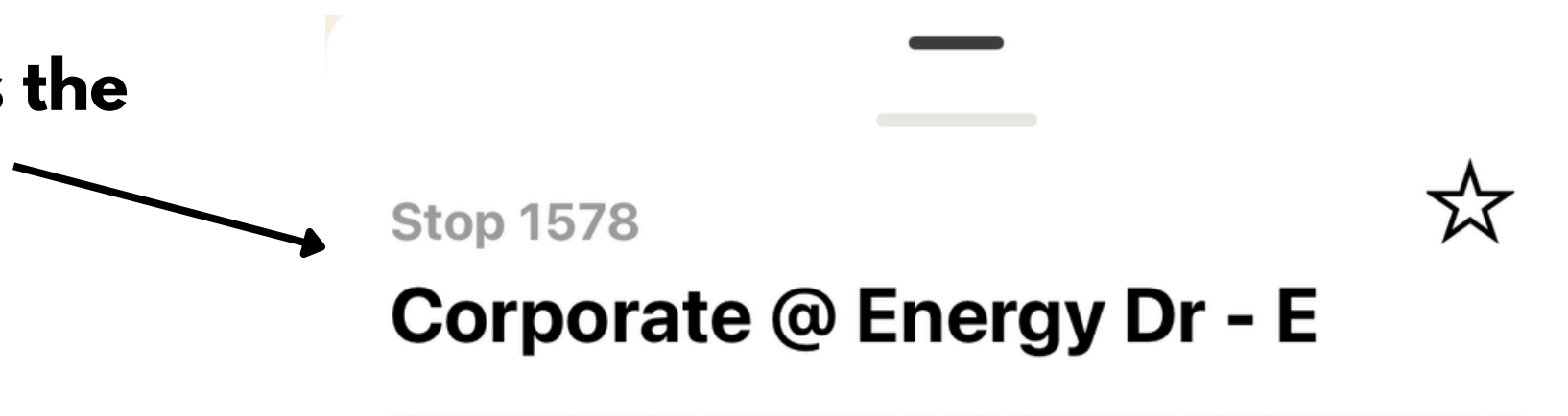
Step Three: CATS Bus Stops

- The CATS Bus can take you to either of these two stops. Once you arrive there, you will be within walking distance from the office.

Closest stop to the office



A stop across the street

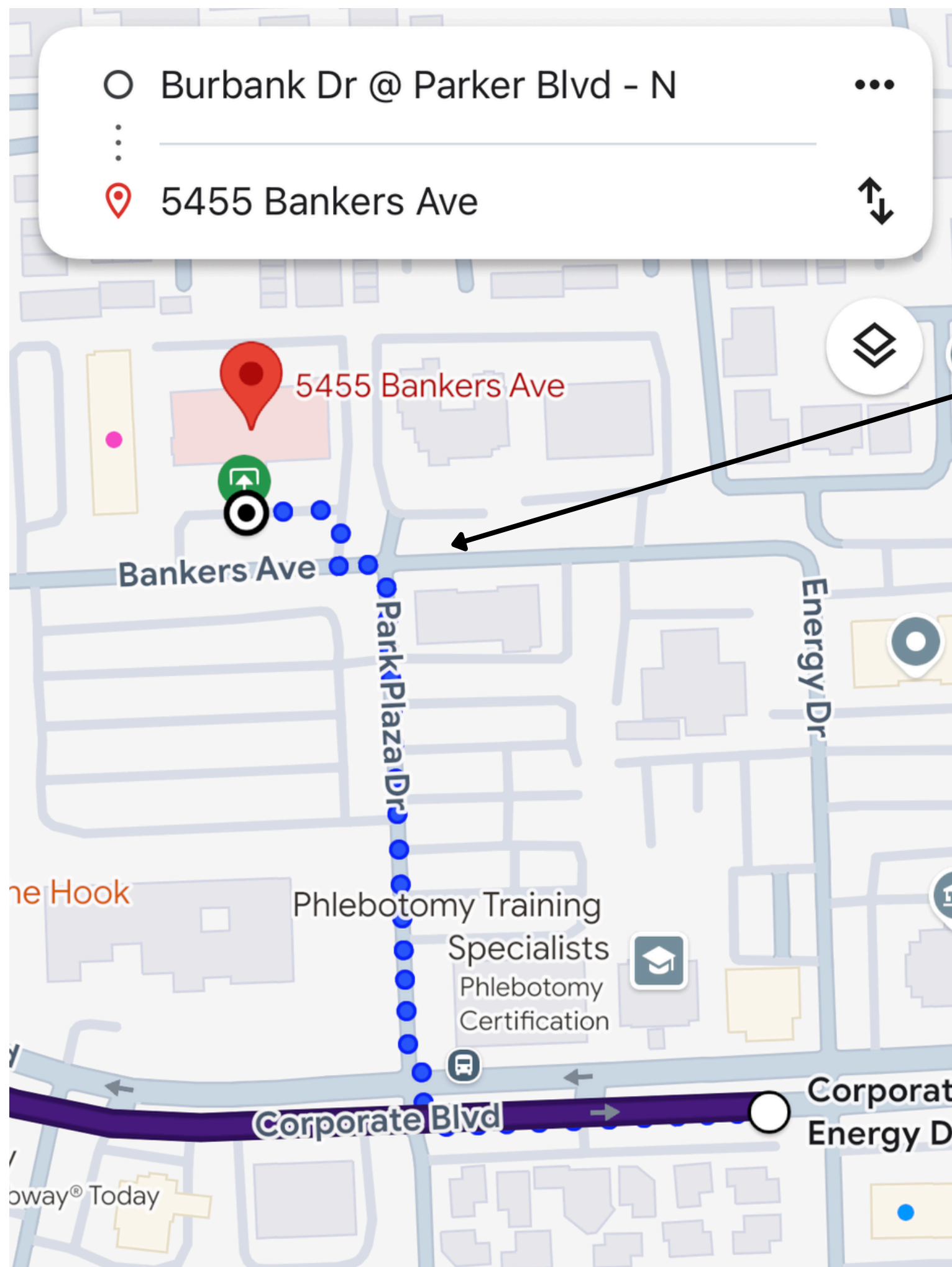


DIRECTIONS TO THE SOCIAL SECURITY ADMINISTRATION OFFICE

How to get to the SSA Office

Step Four: Walk to reach the office

- Once you get off at your stop, you will walk up Park Plaza Dr to reach the office.



Walk up Park Plaza Dr to reach the office